

TOP 5 REASONS TO USE E-BIKE SHARING IN ÁGUEDA



1

Registering to bike-sharing will not take you more than 5 minutes. By registering in the app, you will be able to check the availability of e-bikes and make a (easy) booking!



2

Using the e-bike instead of a car, even for short distances, can help you not only to save up, but also to exercise and maintain a healthy lifestyle!



3

E-bikes are electrically powered and their speed can reach up to 25 km/hour!



4

By using the e-bikes you help Águeda reduce CO₂ emissions, traffic levels and remain a sustainable city!



5

Forget the stress of finding a parking and enjoy the city of Águeda!

SMARTA 2 TEAM



Q-PLAN INTERNATIONAL
<https://qplan-intl.gr/>



White Research
<https://white-research.eu/>



Regionsmanagement Osttirol
<https://www.rmo.at/>



e-Trikala
<http://www.e-trikala.gr/>



Municipality of Águeda
<https://www.cm-agueda.pt/>



Brasov Metropolitan Area
<http://www.metropolabrasov.ro/>

With the contribution of **Brian Leslie Masson**
Transport expert

TO FIND OUT MORE ABOUT THE PROJECT

VISIT
ruralsharedmobility.eu

CONTACT US
s2info@qplan-intl.gr

 **Município de Águeda**

 **@visitagueda**

 **www.cm-agueda.pt**



SMARTA 2 is a project funded by the European Union. The information and views set out in this brochure are those of the authors and do not necessarily reflect the official opinion of the EU. Neither the European Union institutions and bodies nor any person acting on their behalf may be held responsible for the use which may be made of the information contained therein.

Contract Number: MOVE/B4/2018-567



SMARTA2
SUSTAINABLE RURAL MOBILITY



**PROMOTING SUSTAINABLE SHARED MOBILITY
INTERCONNECTED WITH PUBLIC TRANSPORT
IN EUROPEAN RURAL AREAS**

WHAT IS SMARTA 2 – DEMONSTRATORS ABOUT



The SMARTA 2 project focuses on rural mobility put into practice. It aims to implement shared mobility solutions in East Tyrol (Austria), Trikala (Greece), Águeda (Portugal) and Brasov (Romania).

These four European rural areas, spanning different geographies, populations and mobility challenges, will set up different sharing services, interconnecting them with existing public transport facilities, thus increasing the range of environmentally friendly and cost-efficient mobility options for local citizens.

The impact of these new services is monitored and assessed under a common evaluation framework, developed by the SMARTA project. The evidence gathered is expected to foster policy discussions at the regional and European level on how to leverage sustainable shared rural mobility solutions in the future. Drawing from the demonstrators' experiences, the project will create a Toolkit of good practices, lessons learnt and recommendations for supporting the implementation of smart mobility interventions in additional rural settings across Europe.

SMARTA 2 started in September 2019 and will last until March 2021.

BeÁGUEDA GETS BIGGER AND BETTER


The project supports the municipality of Águeda in expanding the beÁgueda electric bike-sharing system with 15 brand new e-bikes and 10 e-bike stations. The e-bike stations will be installed in several parishes: PU of Travassô and Óis da Ribeira, PU of Recardães and Espinhel, PU of Trofa, Segadães and Lamas do Vouga, Parish of Valongo do Vouga and Freguesia de Macinhata do Vouga. Once you register to the service, by applying directly at the municipal services or by downloading the app, you will be able to take a bike from these locations to connect to the nearby public transport facilities, or simply ride as you please. A network of 14 e-bike stations and 35 e-bikes is at your disposal.

MUNICIPALITY OF ÁGUEDA PORTUGAL



● MUNICIPALITY OVER 20,000 HABITANTS ● DEMONSTRATOR SITE — COUNTY AREA
— RIVERS — MAIN ROADS — SECONDARY ROADS

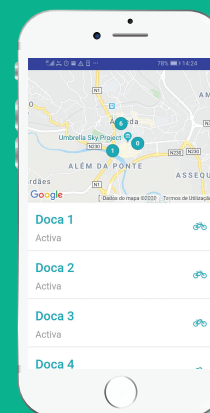
HOW TO USE THE E-BIKES IN ÁGUEDA?



1 DOWNLOAD THE APP FROM GOOGLE PLAY AND SIGN UP TO BECOME A BEÁGUEDA USER. YOU CAN CHOOSE BETWEEN A DAILY, MONTHLY OR A YEARLY PASS.

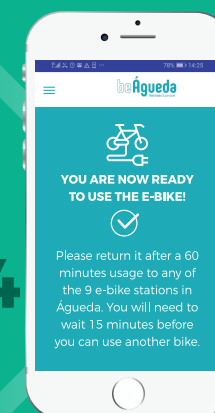
IN THE DASHBOARD, YOU CAN EDIT YOUR PROFILE. CHECK THE AVAILABILITY OF E-BIKES. SEE YOUR TRAVEL HISTORY AND FIND USEFUL CONTACTS.

2



3

BY CLICKING "INICIO" YOU CAN SEE ALL E-BIKE STATIONS ON A MAP, TOGETHER WITH THEIR STATUS. THEN SIMPLY GO TO A STATION AND PICK UP AN E-BIKE FROM AN AVAILABLE SLOT (MARKED IN GREEN).



YOU ARE NOW READY TO USE THE E-BIKE! PLEASE RETURN IT AFTER A 60 MINUTES USAGE TO ANY OF THE 14 E-BIKE STATIONS IN ÁGUEDA. YOU WILL NEED TO WAIT 15 MINUTES BEFORE YOU CAN USE ANOTHER BIKE.

4

DO YOU PREFER TO USE A CARD INSTEAD? GO TO THE CITY HALL, TOURISM OFFICE OR LIBRARY DURING THEIR RESPECTIVE WORKING HOURS AND GET ONE!